

# Commercial Emergency Lights

## Series Features

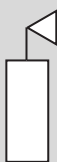
- Integrated Solid State System
- Multi-Rate, Controlled, Automatic Charger
- Lock Out (Automatic Battery Connect)
- Low-Voltage Battery Cutoff
- Brownout Sensitivity
- Dual-Voltage Transformer for 120/277 VAC Operation
- Maximum Input Rating  
120VAC 60 Hz 1.5 W / 277VAC 60 Hz 1.5 W



- High-Intensity Tungsten Lamps, 6-Watt



- Sealed Lead Calcium Battery
- 6-Volt Operation
- Maintenance-Free



- Meets ADA: American Disabilities Act
- Compact Design
- Flame-Retardant Housing
- Universal Mount, Polycarbonate Backplate
- High-Impact, Mist White Finish
- Red (Power On) LED Indicator
- Test Switch
- Damp Location Listed
- UL Listed

## Unit Information

Model Number	Std. Lamp Watt	Watts per Hour								Replacement Battery
		1.5	2	3	4	5	6	7	8	
WINDSOR	6	12	-	-	-	-	-	-	-	(1) S65

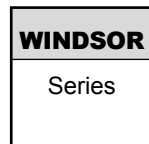
Illumination is rated to 87.5% of nominal system voltage and recharge to full capacity within 48 hours.

NEC requires 1.5 hours of emergency illumination.

## WINDSOR



### Ordering Information



### Dimensions

**WINDSOR**  
Height: 5.0"  
Width: 11.75"  
Depth: 2.85"

### Options

Add Suffix to Catalog Number

- BLK Black Finish
- P2 Cord & Plug for 120VAC Input



## Series Features

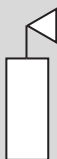
- Integrated Solid State System
- Multi-Rate, Controlled, Automatic Charger
- Lock Out (Automatic Battery Connect)
- Low-Voltage Battery Cutoff
- Brownout Sensitivity
- Dual-Voltage Transformer for 120/277 VAC Operation
- Maximum Input Rating  
120VAC 60 Hz 0.20 Amps / 277VAC 60 Hz 0.20 Amps



- High-Intensity Tungsten Lamps



- Sealed Lead Calcium Battery
- 6-Volt Operation
- Maintenance-Free



- Compact Design
- Injection-Molded Thermoplastic Housing
- High-Impact, Off-White Finish
- Red (Power On) LED Indicator
- Test Switch
- Damp Location
- UL Listed

## Unit Information

Model Number	Std. Lamp Watt	Watts per Hour								Replacement Battery
		1.5	2	3	4	5	6	7	8	
BBEM-6	6	12	9	6	-	-	-	-	-	(1) S65
BBEM-9	9	22	16	14	10	-	-	-	-	(1) S68

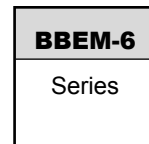
Illumination is rated to 87.5% of nominal system voltage and recharge to full capacity within 24 hours.

NEC requires 1.5 hours of emergency illumination.

## BBEM-6



### Ordering Information



### Dimensions

**BBEM-6**  
Height: 4.25"  
Width: 14.0"  
Depth: 3.5"

### Options

Add Suffix to Catalog Number

- BLK Black Finish
- P2 Cord & Plug for 120VAC Input
- LED White LED Lamps
- SD Self Diagnostic



815.459.6143

www.bigbeam.com