

Chicago Approved LED Combo Exits

H2ECXL / LS2ECXL



Dimensions

Height: 15.5"
Width: 25.5"
Depth: 2.8"










Options












Add Suffix to Catalog Number

- TP Tamper-Proof Screws
- STAIR "STAIR" Legend in Lieu of "EXIT"
- STAIRS "STAIRS" Legend in Lieu of "EXIT"
- SS Stainless Steel
- U Universal Face (additional backplate - double face signs only)

Series Features




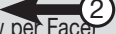

-  • 120/277 VAC Operation
-  • Maximum Input Rating (120 or 277VAC) Standard 3.7 Watts
-  • White Light-Emitting Diodes – 25+ Year Life
-  • Illuminates with Uniform Color and Brightness
-  • Indirect Placement for Diffused Legend Output
- Canopy
- Open-Face Glass Panel
- Silk Screen Letters
-  • 20-Gauge Steel Housing
-  • White Powder-Coat Finish
- Meets or Exceeds Chicago Code
- Meets or Exceeds UL 924

Additional Emergency Unit Features

-  • Integrated Solid State System
-  • Constant Current, Controlled Automatic Charger Circuit
-  • Low-Voltage Battery Cutoff
-  • Brownout Sensitivity
-  • (2) 6VDC, 12 Watt PAR 36 Sealed Beams - Halogen or LED
-  • Sealed Lead Calcium Battery
-  • 6-Volt Operation
-  • 5-Year Battery Warranty
-  • Maintenance-Free
-  • Test Switch
-  • LED (Power On) Indicator

*Longer Illumination Times Available. Consult Factory.

Specify Arrow Configuration on all Open-Face Signs

Blank = No Arrow	DA = Dual Arrow 
AR = Arrow Right 	ARAL = Arrow Right/ Arrow Left  
AL = Arrow Left 	(Double-Face Only – 1 Arrow per Face)

Unit Information

Model Number	Std. Lamp Watt	Watts per Hour								Replacement Battery
		1.5	2	3	4	5	6	7	8	
H2ECXL†	12	32	24	16	12	10	8	7	6	(1) S610SL
LS2ECXL†	5	32	24	16	12	10	8	7	6	(1) S610SL

†Meets Chicago Code

Ordering Information

H2ECXL	1	R	W	W	-TP
H2EXCL- Halogen Model	# Faces	Letter Color Red	Panel Color White	Housing Color White* Black PM Painted Matte Chrome	Option Factory Options
LS2ECXL – LED Model	2				

*Standard