








Series Features






	<ul style="list-style-type: none"> • 120/277 VAC Operation • Maximum Input Rating (120 or 277VAC) Standard 1.7 Watts
	<ul style="list-style-type: none"> • Light-Emitting Diodes – 25+ Year Life • Illuminates with Uniform Color and Brightness • Indirect Placement for Diffused Legend Output
	<ul style="list-style-type: none"> • Ceiling or Back Mount • Recessed or Surface Mount Housing • Clear Acrylic, Edge Lit Panel • Silk Screen Letters • 20-Gauge Steel Housing • White Powder-Coat Finish • Chicago Code Approved • UL Listed

Additional Emergency Unit Features

	<ul style="list-style-type: none"> • Integrated Solid State System • Constant Current, Controlled Automatic Charger Circuit • Low-Voltage Battery Cutoff • Brownout Sensitivity
	<ul style="list-style-type: none"> • Increased LED Brightness Level in Emergency Mode
	<ul style="list-style-type: none"> • Sealed Nickel Cadmium Battery • 5-Year Shelf Life • 10-Year Battery Warranty • Maintenance-Free
	<ul style="list-style-type: none"> • 3+ Hours Illumination in Emergency Mode* • Test Switch • LED (Power On) Indicator

*Longer Illumination Times Available. Consult Factory.

Specify Arrow Configuration on all Open-Face Signs

Blank = No Arrow		DA = Dual Arrow	
AR = Arrow Right		ARAL = Arrow Right/ Arrow Left	 
AL = Arrow Left		(Double-Face Only – 1 Arrow per Face)	

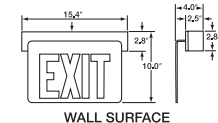
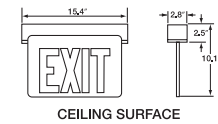
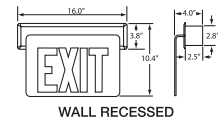
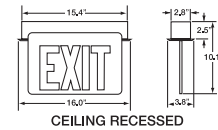
Ordering Information

RCHXL	1	W	R	W	C	R	-PA
RCHXL-AC Only ERCHXL – Emer.	# Faces	Trim Color	Letter Color	Background Color	Fixture Type	Mounting Type	Options
	1 2	W hite* B lack BR Brass PM Painted Matte Chrome	R ed	W hite	C eiling W all	R ecessed S urface	Factory Options



Dimensions

RECESSED SIGNS
Rough-In
Opening Size: 3" x 15.5"



Options

Add Suffix to Catalog Number

- 2CKT (2) Independent AC Circuits
- E End Mount (Use Surface Mount – Ceiling as Base Model)
- SALIDA Spanish Nomenclature
- STAIRS "STAIRS" Nomenclature
- SS Stainless Steel Trim

For Ceiling Recessed Mount Models Only:

- PA Plenum Construction (for Ceiling Recessed models only)

