







Series Features

	<ul style="list-style-type: none"> 120VAC Operation Standard Maximum Input Rating 120VAC 15 Watts / AC ONLY 5 Watts 277VAC 15 Watts
	<ul style="list-style-type: none"> White LED 3.7 Watts 25 Year Life
	<ul style="list-style-type: none"> Open-Face Glass Panel Silk Screen Letters Ceiling, End, or Back Mount (LS2 Combo can not end mount) Canopy 20-Gauge Steel Housing White Powder-Coat Finish UL Listed Chicago Code Approved / Wet Location

Additional Emergency Unit Features



	<ul style="list-style-type: none"> Integrated Solid State System Multi-Rate, Controlled, Automatic Charger Lock Out (Automatic Battery Connect) Low-Voltage Battery Cutoff Brownout Sensitivity Dual-Voltage Transformer for 120/277VAC Operation
	<ul style="list-style-type: none"> White LED 3.7 Watts 25 Year Life Expectancy
	<ul style="list-style-type: none"> Ni-Cad Battery 6-Volt Operation Maintenance-Free Test Switch Red (Power On) LED Indicator UL Listed

Specify Arrow Configuration on all Open-Face Signs


Blank = No Arrow

AR = Arrow Right

AL = Arrow Left



DA = Dual Arrow



ARAL = Arrow Right/
Arrow Left



(Double-Face Only - 1 Arrow per Face)

Ordering Information

ECXLN	2	R	W	W	-UA
Series	# Faces	Letter Color	Panel Color	Housing/Trim Color	Options
CXLN-AC Only	1	Red	White	White*	Factory Options
ECXLN - Emer.	2			Black	
LS2ECXLN - Combo				PM Painted Matte Chrome	

CXLN



LS2 - Combo Series

Options

Add Suffix to Catalog Number

-TP Tamper-Proof Screws

-SS Stainless Steel

-HTR120 120VAC Heater

-HTR277 277VAC Heater

-B4 Brushed

-U Universal Face (Additional Backplate Double-Face Signs Only)

-STAIR "STAIR" Legend in Lieu of "EXIT"

-STAIRS "STAIRS" Legend in Lieu of "EXIT"

Dimensions

CXLN

Height: 10.75"
Width: 16.95"
Depth: 2.75"

ECXLN

Height: 10.75"
Width: 21.25"
Depth: 2.75"



Made in USA

815.459.6143 37
www.bigbeam.com