


Output Model	Constant Current
Input Voltage	120-277 Vac
Input Frequency	50/60 Hz
Dimming	N/A
Surge Rating	3KV
Warranty	5 Years TC $\leq 60^{\circ}\text{C}$ 3 Years TC $\leq 70^{\circ}\text{C}$ 3 Years for the battery

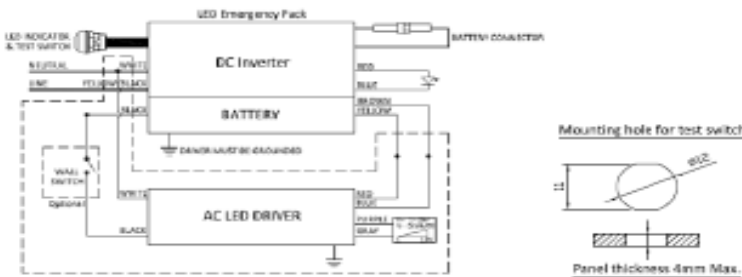


### Product Specification



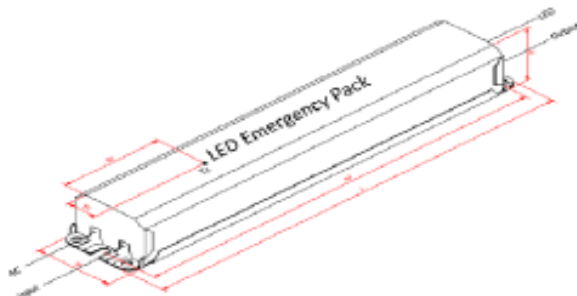
Output Power (W)	Output Voltage (V)	Output Current (mA)	Operating Duration Time	Battery Voltage (V)	Battery Charge Current (mA)	Battery Charge Time	Input Power	Input Current (mA)
Max. 20	15-55	363	Min. 90min	9.6	Max. 210	Max. 48Hrs	Max. 5	Max. 70

### Wire Diagram



Maximum Wiring Distance (at full load) is 18AWG/18Feet

### Enclosure



Lead Length	Inch	Cm
Black	5.9	15
White	22.04	56
Yellow/Black	19.29	49
Red	25.98	66
Blue	25.98	66
Yellow	32.28	82
Brown	32.28	82
Battery Connector	33.07	84
Test Switch	25/6	63.5/15.24
LED INDICATOR		

Enclosure	Inch	Cm
Length(L)	13.3	33.8
Width(W)	2.44	6.2
Height(H)	1.49	3.8
Mounting(M)	12.68	32.2

# LED Emergency Driver

## Input Specifications

Parameter	Min.	Typ.	Max.	Notes
Input Voltage	108V	120/277V	305V	
Input Current	-	-	0.07A	@120Vac input with full load
Input Frequency	47Hz	60Hz	63Hz	
Leakage Current	-	-	0.7mA	@277Vac input
Turn On Time	-	-	1.0s	@120Vac input at full load
Hold Up Time	-	-	0.1s	@Nominal input and full load
Efficiency	70%	73%	76%	@55Vdc output at full load
Standby Power	-	-	5W	

## Output Specifications

Parameter	Min.	Typ.	Max.	Notes
Output Voltage	15V	-	55V	
Output Current	-	363mA	-	
Battery Charge Current		210mA		LiFePO4, 9.6V, 6600mAh
Battery Voltage		9.6V		
Battery Charge Time			48Hrs	
Emergency Operation	90min			
No-Load Output Voltage	60V	65V	70V	
Rated Current	344mA	363mA	381mA	
Rated Power	-	20W	-	
Line Regulation	-	-	±5%	
Output Current Ripple	-	±10%	-	

## General Specifications

Parameter	Min.	Typ.	Max.	Notes
MTBF	-	100,000 Hours	-	@25°C ambient temperature
Lifespan Time	75,000 Hours	-	-	In the range of specification required by normal use of the power supply at ambient temperature 55°C
Cold Start	-	-	1.0s	@0°C

## Protection

Parameter	Description
Over Voltage	Output current decade mode, recovers automatically after fault condition is removed.
Short Circuit	Hiccup mode, recovers automatically after fault condition is removed.
Over Temperature	Shut down o/p voltage, re-power on to recover.

## Environmental Specifications

Parameter	Min.	Typ.	Max.	Notes
Operation Temperature	0°C	-	55°C	
Storage Temperature	-20°C	-	55°C	
Humidity	10%	-	90%	
T-Case Temperature	-	-	70°C	

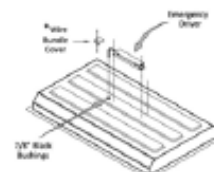
High Temperature Durability	Switch ON/OFF Test
Power storage environment at 80°C 24hours, will not damage the electrical, mechanical properties and also not cause other adverse reactions.	Power at ambient temperature 25°C 1s/on, 1s/off, last up to 10,000 cycles, will not damage the electrical ,mechanical properties and also not cause other adverse reactions.

## Safety and EMC Compliance

Safety Standards	Withstand Voltage	Isolation Resistance	EMC Standards	
			EMI	EMS
UL 924 CSA C22.2 No. 141-15	I/P-O/P: 2.0K Vac I/P-FG: 2.0K Vac O/P-FG: 0.5K Vac	I/P-O/P: I/P-FG: O/P-FG: 100Mohm/500VDC	FCC Part 15 class A UL924 CSA C22.2 No. 141-15	FCC Part 15 class A UL 924

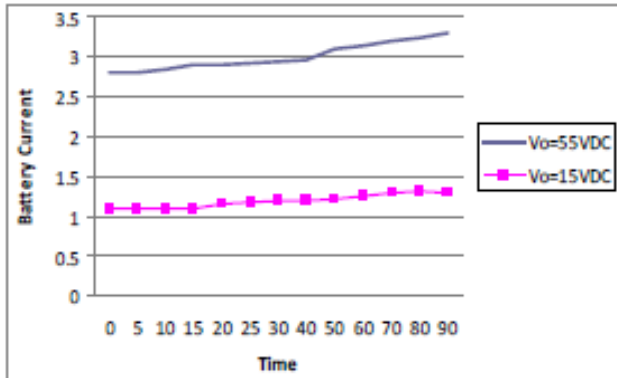
## Note

- The product is able to working with AC driver @8A maximum current.
- The emergency backup driver shall be installed inside an electrical enclosure. If the application requires the emergency pack to be mounted on top of the luminaire please use Model which provides a metal flexible conduit instead of bare wires.

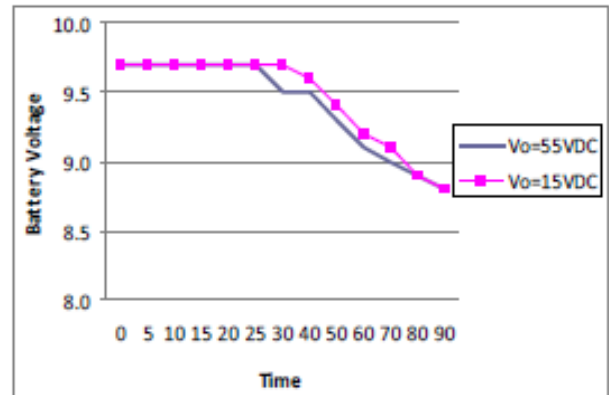


# LED Emergency Driver

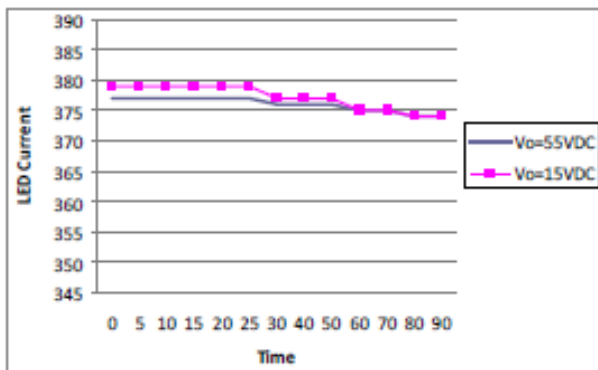
## Battery Current V.S. Time



## Battery Voltage V.S. Time



## LED Current V.S. Time



## LED Efficiency V.S. Time

